



CP-D707DW

A SINGLE PRINTER WITH DOUBLE THE POWER


The CP-D707DW is a double-deck sublimation printer. Both decks can work at the same time, reducing the printing time up to 5.9 seconds*, or they can operate separately to print up to three different formats, depending on the combination of paper inserted.

MAIN FEATURES

- Printing time
- Dust-free mechanism
- Energy saving
- Double-deck system
- Compact design
- High resolution

*printing time for the 10x15cm (4x6") format.

FEATURES



Energy Saving



Double Deck



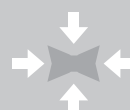
Dust-free



Printing Time



Easy to use



Compact Size



High Resolution Prints

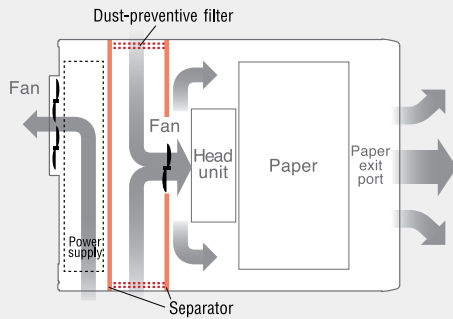


Printing capacity

MAIN FEATURES

• Dust-free system

The CP-D707DW forms part of the latest generation of Mitsubishi Electric printers. It has in-built separators that are designed to circulate the air more efficiently, keeping the heads separated from the power supply and reducing the concentration of particles in the printing zone.



• High resolution

Mitsubishi Electric printers have a new image processing system that makes it possible to reproduce softer edges and more natural pictures at 300DPI.

• Energy saving

With consumption of less than one watt, the CP-D707DW has a single power supply and is designed to reduce energy consumption up to 96% in sleep mode.


• Multiple formats

Depending on the combination of paper that has been inserted in the top and bottom decks, the CP-D707DW can print out up to four formats. The 10x15cm (4x6"), the 15x20cm (6x8") or the 15x23cm (6x9") simultaneously, and the 13x18cm (5x7") separately.

SPECIFICATIONS



Front panel

- 1 Paper strip bin
- 2 Alarm indicator
- 3 Paper ribbon indicator
- 4 Power indicator
- 5 Print outlet
- 6 Open button



Rear panel

- 1 Power switch
- 2 Power socket (AC line)
- 3 Fan cover
- 4 USB terminal
- 5 Securing holes for the cable tie
- 6 Handle for transporting (CP-D707DW)



TECHNICAL SPECIFICATIONS

Print deck	Tamaño Double-deck				
Printing Method	Dye Sublimation thermal transfer line 3-color face progressive printing (yellow, magenta and cyan) and surface lamination				
Gradations	256 (8-bit) for each color				
Print resolution	300DPI				
Media performance	Ref.	Print Size	Total prints	Prints x Roll	Print time
	CK-D746	10x15cm (4x6")	800	400 x 2	5,9s
	CK-D757	13x18cm (5x7")	460	230 x 2	9,4s
	CK-D768	15x20cm (6x8")	400	200 x 2	10,6s
	CK-D769	15x23cm (6x9")	360	180 x 2	11,7s
Photo finishing	Glossy				
Interface	Hi-Speed USB Ver.2.0				
Memory size	8 pictures (for 10x15cm / 4x6" size)				
Dimensions (W / D / H)	275/446/340mm (10.8/17.6/13.4")				
Weight	22kg (48,5lb.)				
Power supply	220-240VAC, 50/60Hz. / 120VAC, 50/60Hz.				
Power consumption	2.6A (220-240VAC, 50/60Hz.)/5.1A (120VAC, 50/60Hz.)				
Accessories	Power cords (for 120 V and 230 V), ink cassette (2), CD-ROM (1), paper flange (2 sets), spacers (4), quick setup guide (1), paper strip bin (2), paper tray (2), cable tie (2), securing band (1), screw for securing band (2)				
Compatibilities	PC / MAC				

Mitsubishi Electric Europe CONTACTS

Mitsubishi Electric Europe B.V. Benelux Branch	Nijverheidsweg 23A, 3641 RP, Mijdrecht, The Netherlands Phone: +31 (297) 282461 Fax: +31 (297) 283936	URL: www.mitsubishielectric.nl
Mitsubishi Electric Europe B.V. French Branch	25, Boulevard des Bouvets, 92741 Nanterre Cedex, France Phone: +33 (1) 55.68.55.68 Fax: +33 (1) 55.68.56.85	URL: www.vis.mitsubishielectric.fr
Mitsubishi Electric Europe B.V. German Branch	Gothaer Strasse 8, 40880 Ratingen, Germany Phone: +49 (0) 2102 486 9250 Fax: +49 (0) 2102 486 6840	URL: www.mitsubishi-vis.de
Mitsubishi Electric Europe B.V. Irish Branch	Westgate Business Park, Ballymount, Dublin 24, Ireland Phone: +353 (1) 4505007 Fax: +353 (1) 4602069	URL: www.mitsubishielectric.ie
Mitsubishi Electric Europe B.V. Italian Branch	Centro Direzionale Colleoni, Palazzo Sirio-Ingresso 1 Viale Colleoni 7, 20041 Agrate Brianza (Mi), Italy Phone: +39 (039) 60531 Fax: +39 (039) 6057694-7	URL: www.mitsubishielectric.it/vis
Mitsubishi Electric Europe B.V. Scandinavian Branch	Hammarbacken 14, Box 750 S-19127, Sollentuna, Sweden Phone: +46 (8) 625-1000 Fax: +46 (8) 625-1033	URL: www.mitsubishielectric.se
Mitsubishi Electric Europe B.V. Spanish Branch	Carretera de Rubi 76-80 08190 Sant Cugat del Valls, Barcelona, Spain Phone: +34 (93) 565-3131 Fax: +34 (93) 589-4268	URL: www.mitsubishiphoto.com
Mitsubishi Electric Europe B.V. UK Branch	Travelers Lane, Hatfield, Herts., AL10 8XB, England, U.K. Phone: +44 (1707) 276100 Fax: +44 (1707) 278693	URL: www.mitsubishielectric.co.uk/vis